

2018 NANO PORTUGAL

International Conference

February 07-09, Lisboa (Portugal)

www.nanopt.org

Abstracts Book



 MAIN ORGANISER

 PHANTOMS
foundation

Committees

Steering Committee

Antonio Correia (Phantoms Foundation, Spain)

Pedro Fonte (Universidade Lusófona, Portugal)

Vasco Teixeira (University of Minho, Portugal)

Programme Committee

Elvira Fortunato (CENIMAT-I3N, Portugal)

Rogério Gaspar (Faculty of Pharmacy of the University of Lisbon, Portugal)

Nuno Miguel Machado Reis Peres (University of Minho, Portugal)

Jose Rivas (Santiago de Compostela University, Spain)

Stephan Roche (ICREA/ICN2, Spain)

Technical Committee

Conchi Narros Phantoms Foundation (Spain)

Jose Luis Roldán Phantoms Foundation (Spain)

Index alphabetical order

Speakers

K: Keynote Speakers

I: Invited Speakers

O: Orals

P: Poster Session

	Page
Adouni, Khaoula (Université de Monastir, Tunisia) <i>Encapsulation of Asparagus extracts into polymeric nanoparticles for therapeutic purposes</i>	P 67
Alpuim, Pedro (INL, Portugal) <i>Highly target-specific graphene devices for biomedical applications</i>	I 15
Amorim, Bruno (CeFEMA, Instituto Superior Técnico, Universidade de Lisboa, Portugal) <i>General theoretical description of photoemission spectroscopy of van der Waals heterostructures</i>	O 37
Amorim, Isilda (International Iberian Nanotechnology Laboratory, Portugal) <i>Ternary cobalt-nickel phosphide nanowire catalysts for electrochemical oxygen and hydrogen evolution in alkaline media</i>	O 38
Azevedo, Maria Alexandra (INL - International Iberian Nanotechnology Laboratory and University of Minho, Portugal) <i>Development of nanostructured-lipid carriers using biosurfactants for encapsulation of vitamins</i>	P 68
Barrios Bermúdez, Niurka (European University of Madrid, Spain) <i>Synthesis and physico-chemical properties of multiwall carbon nanotubes doped with transition metals.</i>	P 69
Batra, Nitinkumar (King Abdullah University of Science and Technology, Saudi Arabia) <i>Current-induced structural changes in stressed silver nanowires</i>	O 39
Benavente, Juana (Universidad de Málaga, Spain) <i>Changes associated to ceramic oxides surface modification of a nanoporous alumina membrane by ALD technique</i>	P 70
Bonferoni, Maria Cristina (University of Pavia, Italy) <i>Nanoparticle systems based on hydrophobically modified chitosan</i>	K 16
Botequim, David (Instituto Superior Técnico, Portugal) <i>Fluorescence Enhancement of Labeled Oligonucleotides Using Plasmonic Gold Nanorods Toward Biosensing Applications</i>	O 40
Braz, João (CeFEMA, Instituto Superior Técnico, Universidade de Lisboa, Portugal) <i>Valley polarized magnetic state in hole-doped mono layers of transition metal dichalcogenides</i>	O 41
Carnevali, Virginia (University of Trieste, Italy) <i>Evolution of moire' structures of graphene adlayers on Ni(100) surface</i>	O 42
Casanova, Fèlix (CIC nanoGUNE, Spain) <i>Graphene-based heterostructures as spintronic devices</i>	K 17
Castro, Eduardo (Instituto Superior Técnico, Portugal) <i>Dilute Magnetism in Graphene</i>	O 43
Cayssol, Jérôme (Université de Bordeaux, LOMA, France) <i>Ballistic transport in irradiated graphene</i>	O 44
Chen, Xuecheng (West Pomeranian University of Technology, Poland) <i>Synthesis of Nanocarbon from waste Polymer and Potential Application in Electrochemical Energy Storage</i>	O 45
Correia, Antonio (Phantoms Foundation, Spain) <i>"Graphene and 2D Materials" EUREKA Cluster: Fostering European Competitiveness</i>	I 18

	Page
Costa, Pedro (King Abdullah University of Science and Technology, Portugal) <i>Rational design of graphene-based adsorbents for carbon dioxide uptake</i>	O 46
Crecente, José (University of Santiago de Compostela, Spain) <i>Modulating the immune system through nanotechnology</i>	K 19
Cuevas, Ana (Universidad de Málaga, Spain) <i>Characterization of alumina-based nanoporous structures by spectroscopic ellipsometry</i>	P 71
Esteves, Helder (CERENA - IST, Portugal) <i>Occupational exposure to nanoparticles in differentiated ceramic production processes</i>	P 72
Fernandes, Soraia (INL-International Iberian Nanotechnology Laboratory, Portugal) <i>Covalent Organic Frameworks as a New Tool for the Capture of Hazardous Compounds from Water</i>	O 47
Ferre-Borrull, Josep (Universitat Rovira i Virgili, Spain) <i>Optical monitoring of surface modifications in nanoporous materials</i>	O 48
Ferreira, Aires (University of York, UK) <i>Charge-spin conversion in atomically-thin van der Waals heterostructures</i>	K 20
Ferreira, Paulo (INL, Portugal) <i>Understanding the Surface Structure of $\text{Li}_x\text{[Mn}_2\text{O}_4$ by Aberration-Corrected STEM and EELS</i>	K 21
Filipe, Patricia (CBIOS-Research Center for Biosciences and Health Technologies, Lusofona University, Portugal) <i>A new approach for development of nanostructured lipid carriers for topical drug delivery</i>	P 73
Freire, Cristina (University of Porto, Portugal) <i>Graphene nanocomposites in chemical, energy related electrocatalysis and sensing</i>	I 22
G. Silva, Ana (International Iberian Nanotechnology Laboratory, Portugal) <i>Bioimaging of exo - or endocytosis with interference microscopic imaging</i>	O 49
Garcia, Jose Hugo (ICN2, Spain) <i>Tailoring Spin Dynamics through Proximity Effects in Graphene/Transition Metal Dichalcogenide Heterostructures</i>	I 23
Garcia, Catarina (CBIOS, Lusofona University, Portugal) <i>Preparation of selfassembled 6,7dehydroroyleanone nanoparticles</i>	P 74
Gaspar, Rogério (University of Lisbon, Portugal) <i>Integrative healthcare challenges and the emergence of convergence in Nanomedicine: from health sciences to health care</i>	K 24
Godinho Luz, André (Infinite Foundry, Portugal) <i>Cloud based supercomputing for realistic nanotech simulations</i>	I -
Gomez Varela, Ana (International Iberian Nanotechnology Laboratory, Portugal) <i>New lipoplex formulation to efficiently transfect human fibroblast: Fluorescence Cross Correlation Spectroscopy as tool for lipoplex characterization</i>	O 50
Gontad, Francisco (University of Vigo, Spain) <i>Development of new coatings from marine bioceramics and silver nanoparticles by pulsed laser deposition</i>	O 51
Grenha, Ana (University of Algarve, Portugal) <i>Polysaccharide nanoparticles: Unveiling applications in mucosal drug delivery</i>	K 25
Ha, Jeonghong (POSTECH, Korea) <i>Femtosecond laser-induced structural modification with formation of linear carbon chains in single-walled carbon nanotube networks</i>	P 75
Julio, Ana (CBIOS-Research Center for Biosciences and Health Technologies, Lusófona University, Portugal) <i>Polymeric Nanoparticles and Ionic Liquids hybrid systems for delivery of poorly soluble drugs</i>	P 76
Liu, Lifeng (INL, Portugal) <i>Development of Earth-Abundant Electrocatalysts for Efficient and Durable Water Splitting</i>	K 26

	Page
Maeso, David (Universidad Autónoma de Madrid, Spain) <i>High photoresponsivity in vertically stacked MoS₂ photodevices</i>	P 77
Marsal, Lluís F. (Universitat Rovira i Virgili, Spain) <i>Recent advances in nanoporous anodic alumina for sensing and drug delivery applications</i>	K 28
Martinez, Nicolas F. (ScienTec Iberica, Spain) <i>Advanced nano-electrical characterization of solar cells and 2-d materials with atomic force microscopy</i>	O 52
Martinez-Rodrigo, Javier (Universidad Politécnica de Madrid / ISOM, Spain) <i>Graphene Silicon-Heterojunction Solar Cells</i>	O 53
Martinez-Rodrigo, Javier (Universidad Politécnica de Madrid / ISOM, Spain) <i>Thermally Reduced Graphene Oxide for Hydrogen Storage</i>	P 78
Montero Rama, María del Pilar (Universtatat Rovira i Virgili, Spain) <i>Thin Film Metal Oxides as Electron Transport Layer for Efficient Polymer Solar Cells</i>	P 79
Montoya Baños, Isaac (University of the Basque Country, Spain) <i>Temperature evolution of antiferromagnetic domains in patterned exchange bias systems</i>	O 54
Moreira Pinto, Artur (Eindhoven University of Technology, The Netherlands) <i>Graphene-based materials and their polymer composites for flexible electronics and biomedical applications</i>	I 27
Mørck Nielsen, Hanne (University of Copenhagen, Denmark) <i>Conjugation to cell-penetrating peptides influences their membrane interaction and safety</i>	K 29
Muntean, Simona Gabriela (Institute of Chemistry Timisoara of Romanian Academy, Romania) <i>Magnetite/silver/carbon nanocomposites: Synthesis, Characterization and Evaluation as Specific Sorbent</i>	P 80
Nadaraia, Lili (Georgian Technical University, Georgia) <i>SPS sintering of graphene reinforced ceramic matrix</i>	P 81
Noh, Jihun (POSTECH, Korea) <i>Femtosecond laser sintering of silver nanoparticles on a flexible substrate</i>	P 82
Nunes, Rute (I3S, Portugal) <i>Efavirenz-loaded poly (ethylene oxide)-modified nanoparticles as potential rectal anti-HIV microbicides</i>	O 55
Oh Jungju (Hanyang University, Korea) <i>Nanoparticle-based delivery system of therapeutic nucleic acids and peptides for the treatment of ischemic stroke</i>	P 83
Panigrahi, Shrabani (CENIMAT/i3N, Portugal) <i>Imaging the Charge Carrier Distribution inside Solar Cell Using Kelvin Probe Force Microscopy</i>	O 56
Parreira, Paula (INEB/i3S- Instituto de Engenharia Biomédica/Instituto de Investigação e Inovação em Saúde; Universidade do Porto, Portugal) <i>Bactericidal nanostructured surfaces with high impact against Helicobacter pylori</i>	O 57
Pereira, Paula ((CBIOS), Lusófona University, Portugal) <i>Anti-aging nanoformulation with extract of Myrtus communis L.</i>	P 84
Pivetta, Thais Priscilla (University of São Paulo, Brazil) <i>Investigation of the anti-inflammatory potential of thymol encapsulated in lipid nanoparticles</i>	P 85
Pol, Laura (Universitat Rovira i Virgili, Spain) <i>Engineered Nanoporous Anodic Alumina Micro and Nanoparticles for Biomedical Applications</i>	O 58

	Page
Quintana, Fernando Manuel (Cádiz University, Spain) <i>Parallel software for the simulation of high angle annular dark field images at low magnifications</i>	P 86
Rebello, Ana (Universidade Lusófona de Humanidades e Tecnologias, Portugal) <i>BSA Nanoparticles with Parvifloron D for Pancreatic Cancer Treatment</i>	P 87
Redondo Herrero, Osiris (Universidad Rey Juan Carlos, Spain) <i>Anti-icing and de-icing graphene nanoparticles reinforced epoxy coatings</i>	O 59
Roque, Luis (CBIOS, Lusofona University, Portugal) <i>Mucoadhesive assessment of different antifungal nanoformulations</i>	P 88
Rubio-Bollinger, Gabino (UAM and IFIMAC, Spain) <i>Electronic transport and photoresponse of single- and few-layer MoS₂ vertical devices</i>	O 60
Sarmento, Bruno (University of Porto, Portugal) <i>Functional nanomedicines for modulation the interaction with mucosal barriers</i>	K 30
Silva, Catarina (Universidade Lusófona, Portugal) <i>Advances and current approaches of photoactivated functionalized nanoparticles in cancer targeting treatment</i>	K 31
Silveirinha, Mario G. (University of Lisbon, Portugal) <i>Topological photonic systems</i>	K 32
Tite, Teddy (University Politehnica of Bucharest, Romania) <i>Graphene-based electrochemical biosensors for DNA detection in healthcare diagnosis</i>	P 89
Verdejo, Raquel (CSIC, Spain) <i>Polymer nanocomposites: from thermosets to elastomeric matrices</i>	K 33
Vilão de Ramos, Gina (Instituto Superior de Engenharia do Porto, Portugal) <i>Influence of sonication time on the permittivity of a graphene nanofluid</i>	P 90
Vilhena Albuquerque d'Orey, Jose Guilherme (Universidad Autónoma de Madrid, Spain) <i>Atomistic understanding of the mechanical properties of bio-molecules</i>	I 34
Vitorino, Miguel (Universidade de Lisboa, Portugal) <i>Direct measurement of the nucleation time of a water nanobridge</i>	O 61
Worsley, Marcus (Lawrence Livermore National Laboratory, United States) <i>3D-Printed Graphene-Based Aerogel Electrodes for Energy-Related Applications</i>	O 62
Yahya Mohamed Saeed, Fatema (University of Trieste, Italy) <i>Self-assembled monolayer films of Iron phthalocyanines on thin alumina films: characterization and properties</i>	O 63

Recent works have proposed the reutilization of marine fishing byproducts for the fabrication of ceramics with high biocompatibility [1,2]. Like other biomaterials, these new bioceramics, in addition to their use as bone fillers, can also be applied as coatings, that can be fabricated by different methods, amongst them, pulsed laser deposition [3]. It is well known that such bioceramic coatings are an excellent strategy to improve the biocompatibility of metal implants and great advances have been achieved in this field during the last decades. However, there is still plenty of room for their improvement. Adding additional biological properties, such as bactericidal effects, increases the interest in the applicability of these materials. In this regard, it is known that silver has inhibitory and bactericidal effects and a broad spectrum of antimicrobial activities [4]. Accordingly, the use of silver (Ag) in the shape of small metallic nanoparticles on top of the bioceramic coatings, seem to be a promising approach. On the other hand, the use of Ag nanoparticles allows us to explore possible applications in the field of biosensors, based on the phenomenon known as plasmon resonance (PR), proper of noble metal nanoparticles.

Thus, this work reports on the growth of a biocompatible ceramic coating obtained from marine fishing byproducts, with silver nanoparticles on top, through a single Pulsed Laser Deposition process.

Metallic disks, simulating the implant material, were successively covered with the bioceramic film and the silver nanoparticles using a pulsed ArF excimer laser (20 ns, 193 nm). Their morphological analysis was carried out by means of Scanning Electron Microscopy (SEM) and Atomic Force Microscopy (AFM); their chemical composition was studied through X-ray Photoelectron Spectroscopy (XPS); and, finally UV-Visible spectroscopy was used for their optical characterization, taking special attention to the plasmonic character of the silver nanoparticles (Figure 1). Hence, we report

the fabrication of a new coating from the combination of marine bioceramic and silver nanoparticles as promising alternatives to be used in metallic prostheses, analyzing the influence of the number of laser shots used for the deposition on their physicochemical properties and potential biological effects.

References

- [1] M. López-Álvarez, E. Vigo, C. Rodríguez-Valencia, V. Outeiriño-Iglesias, P. González, J. Serra, Clin. Oral Impl. Res. 28 (2017) e91–e100
- [2] M. López-Álvarez, S. Pérez-Davila, C. Rodríguez-Valencia, P. González and J. Serra, Biomed. Mater. 11 (2016) 035011
- [3] B. León, Pulsed laser deposition of thin calcium phosphate coatings, in: J.A. Jansen, B. León (Eds.), Thin Calcium Phosphate Coatings for Medical Implants, Springer, New York (2009), pp. 101–156.
- [4] J. H. Shepherd, D. V. Shepherd, S. M. Best, J. Mater. Sci.: Mater. Med. 23 (2012) 2335–2347

Figures

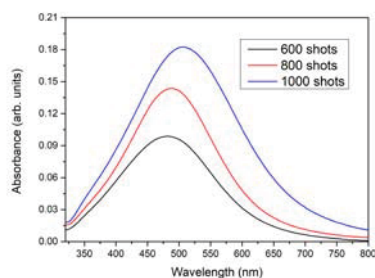


Figure 1: UV-Visible spectra of the Ag nanoparticles deposited by pulsed laser deposition with different number of laser pulses.

Development of new coatings from marine bioceramics and silver nanoparticles by pulsed laser deposition

Francisco Gontad

University of Vigo (Spain)

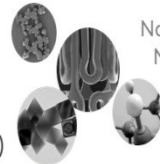
fgontad@uvigo.es / www.fa3.uvigo.es

www.facebook.com/NewMaterialsGroup



*New Materials
Group*



2018
NANOPORTUGAL
International Conference
February 07-09, Lisboa (Portugal)



Nanoscience and
Nanotechnology
International
Conference



Acknowledgements



Competitive Reference
Groups (GRC) ED431C
2017_51

Universidade de Vigo



Research networks ED431D 2017